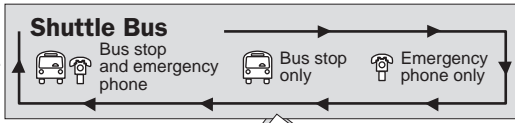
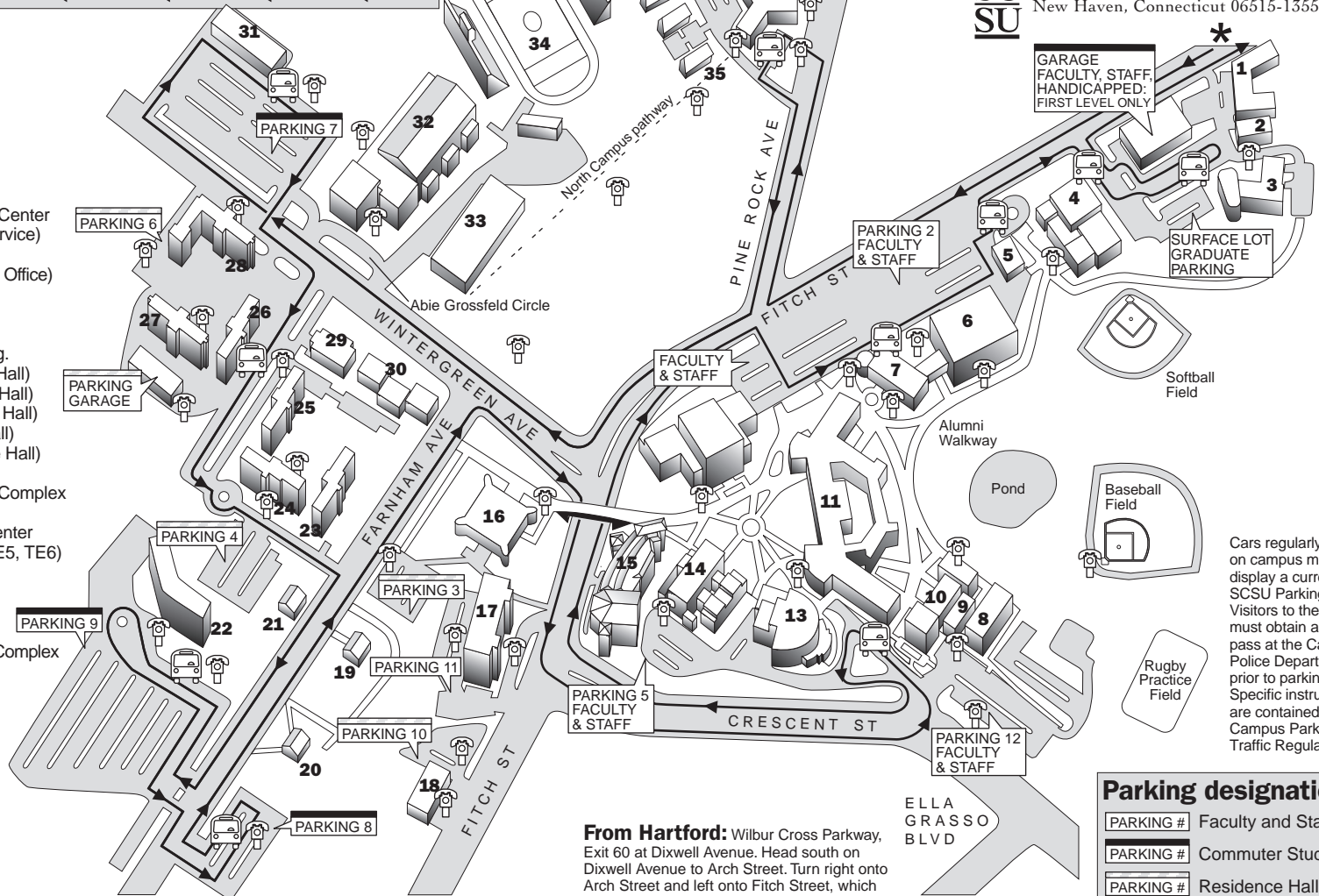


Buildings

1. Facilities Operations
2. Nursing Classroom Bldg.
3. Davis Hall
4. Pelz Gymnasium
5. Temporary Bldg. (TE7)
6. Jennings Hall
7. Morrill Hall
8. Seabury Hall
9. Temporary Bldg. (TE8)
10. Old Student Center
11. Englemann Hall
12. Buley Library
13. Lyman Center
14. Earl Hall
15. Michael J. Adanti Student Center
16. Connecticut Hall (Food Service)
17. Schwartz Hall
(Residence Hall & Housing Office)
18. Ethnic Heritage Center
19. Admissions House
20. Lang Social Work House
21. Orlando Public Health Bldg.
22. Brownell Hall (Residence Hall)
23. Farnham Hall (Residence Hall)
24. Wilkinson Hall (Residence Hall)
25. Chase Hall (Residence Hall)
26. Hickerson Hall (Residence Hall)
27. Neff Hall (Residence Hall)
28. West Campus Residence Complex
29. University Police and
Granoff Student Health Center
30. Temporary Bldgs. (TE4, TE5, TE6)
31. Energy Center
32. Moore Fieldhouse
33. Wintergreen Bldg.
34. Jess Dow Field
35. North Campus Residence Complex



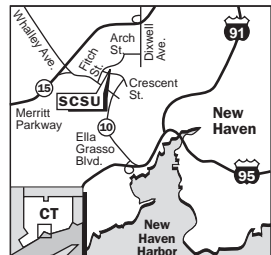
Southern Connecticut State University
 501 Crescent Street
 New Haven, Connecticut 06515-1355



GARAGE
 FACULTY, STAFF,
 HANDICAPPED;
 FIRST LEVEL ONLY

SURFACE LOT
 GRADUATE
 PARKING

Cars regularly parked on campus must display a current SCSU Parking Permit. Visitors to the campus must obtain a visitor's pass at the Campus Police Department prior to parking. Specific instructions are contained in the Campus Parking and Traffic Regulations.

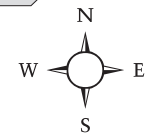


From New York: I-95, Exit 44 (Kimberly Avenue, Route 10). Turn right at the end of the exit onto Kimberly Avenue, then left at the stoplight onto Ella Grasso Boulevard, Route 10. Ella Grasso Boulevard ends at Crescent Street, near the south entrance to the campus.

From New York: Merritt-Wilbur Cross Parkway, Exit 59 (Whalley Avenue). Head south on Whalley Avenue, turn left onto Fitch Street, which bisects the campus.

From Hartford: Wilbur Cross Parkway, Exit 60 at Dixwell Avenue. Head south on Dixwell Avenue to Arch Street. Turn right onto Arch Street and left onto Fitch Street, which bisects the campus.

From New London: I-95, Exit 45 (Ella Grasso Boulevard, Route 10). Follow Ella Grasso Boulevard north. Ella Grasso Boulevard ends at Crescent Street, near the south entrance to the campus.



Parking designations

- PARKING #** Faculty and Staff
- PARKING #** Commuter Students
- PARKING #** Residence Hall Students

***** Bus to off-campus parking at Eli Whitney Regional Vocational Technical School