

State of IRE: 2019



Cheryl W. Thompson, IRE Board president



Doug Haddix, IRE executive director

IRE

**INVESTIGATIVE
REPORTERS & EDITORS**

1

New IRE records

Key numbers & stats

6,178

Record IRE membership *(May 2019)*

THANKS to our IRE members across the U.S. & around the world!



**INVESTIGATIVE
REPORTERS & EDITORS**

1,986

Record IRE conference attendance (*June 2019*)



4 trainers

IRE has the most full-time trainers in its history.



84

Record IRE scholarships and fellowships
(nearly \$130,000 in value)



Recent IRE fellowship & scholarship recipients

30,000

Record audience on Twitter

(15% growth)


20,000

Record audience on Facebook

(8% growth)

\$390,500

Record conference sponsorships (*NICAR & IRE*)
(*30% increase over last year*)



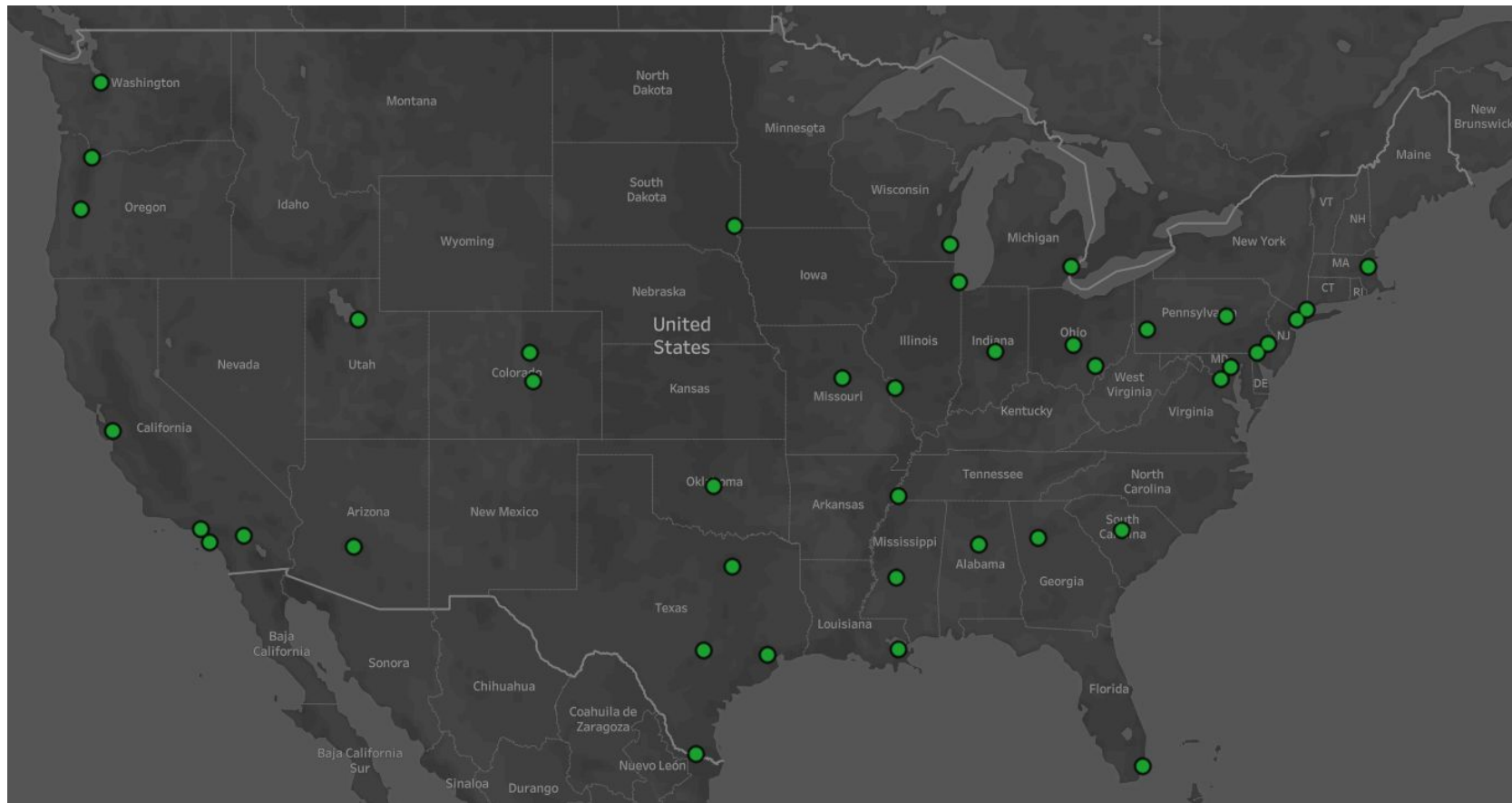
42

Record entries for Philip Meyer Award

2

Training

Robust numbers for conferences, workshops, data boot camps & custom newsroom training



IRE trainings (FY 2018-19)
(conferences, workshops, data boot camps & custom newsroom training)

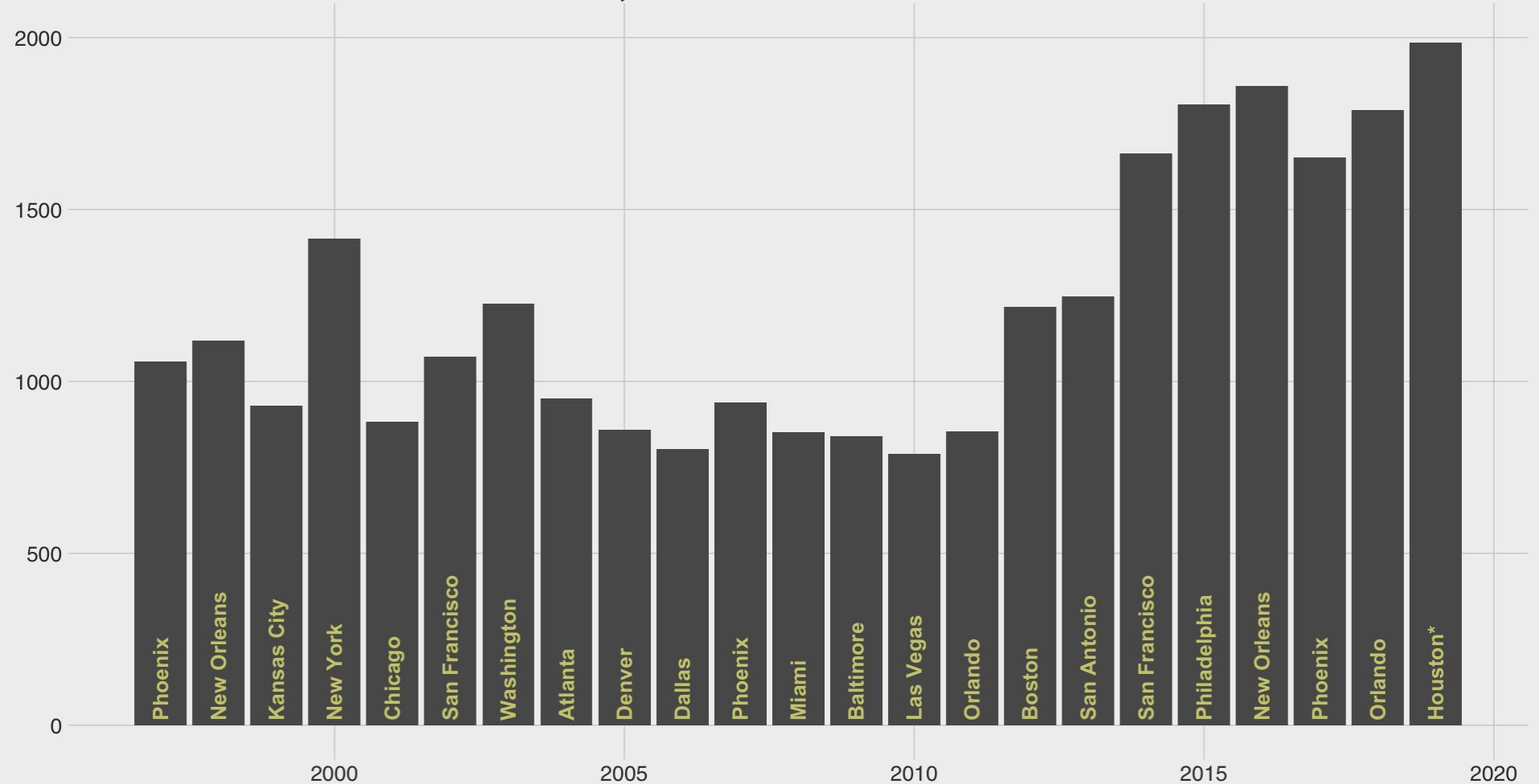
Plus: Honolulu, Toronto,
 Kingston (Jamaica)
 Amman (Jordan)
 Nairobi (Kenya)



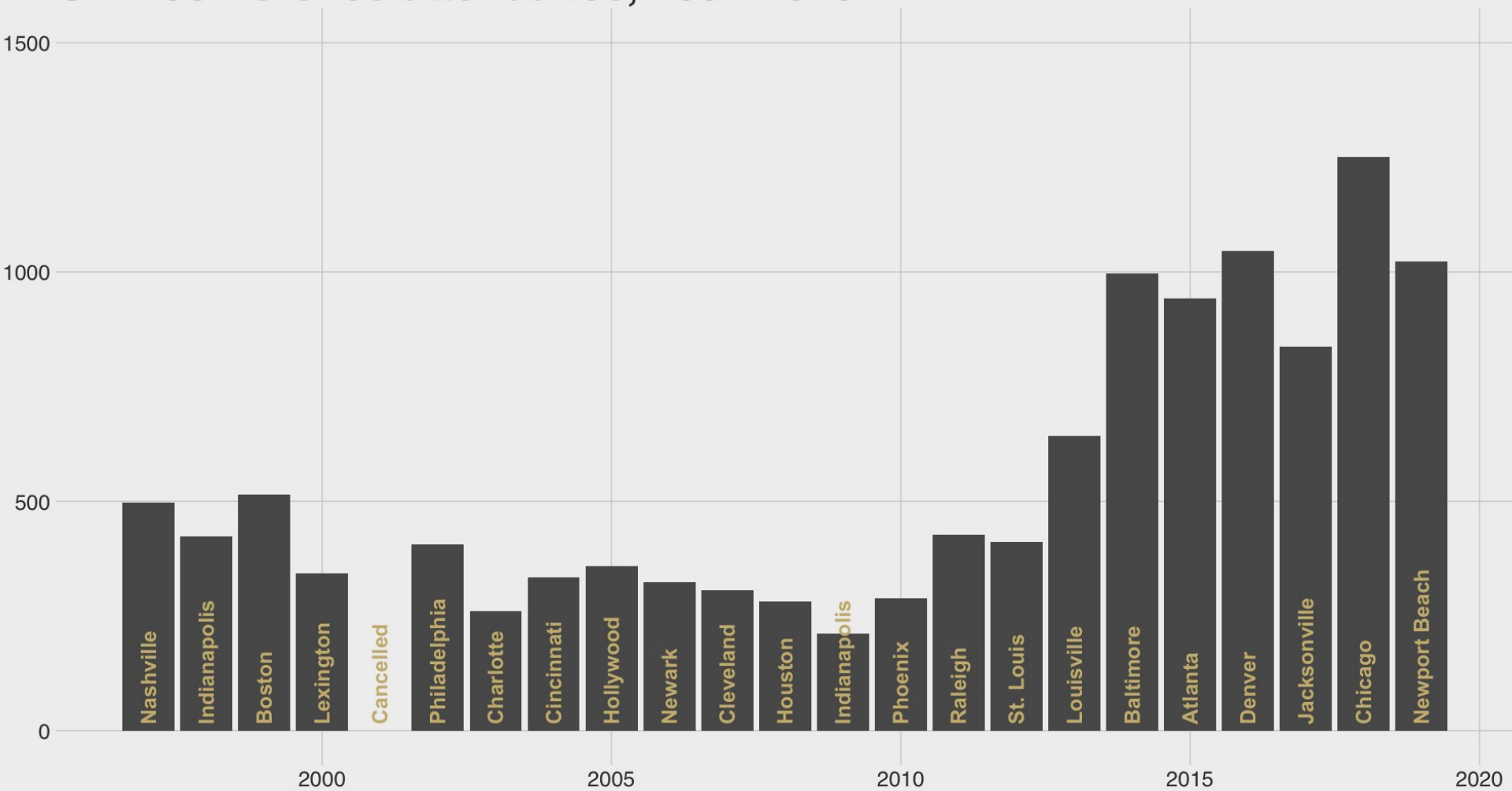
IRE TRAINING (FY 2018-19)

	NUMBER HELD	ATTENDANCE
National conferences	2	3,009
Regional workshops	18	1,376
Data boot camps	7	147
Custom newsroom training	38	921
Webinars	4	81
TOTALS	69	5,534

IRE conference attendance, 1997-2019



CAR conference attendance, 1997-2019



NEW for 2019-20



- Free data training & support to 10 small and mid-sized newsrooms in the U.S. and Canada
- Applications due June 17 (Monday)
- Powered by Google News Initiative

BOOT CAMPS in 2019-20



- Regular data boot camps at U. of Missouri
- New data viz boot camp debuts in August
- At least three data boot camps across U.S.
- Scholarships via Park Foundation

Hire IRE in 2019-20



- Custom newsroom & university training
- Data cleaning & analysis
- Deep research & tracking
- Full details, costs, contacts: bit.ly/hireire
(all lowercase)

3

Diversity

Intentional efforts to strengthen IRE



IRE governance & operations



Board of Directors

Two of 13 members are journalists of color. Cheryl W. Thompson is IRE's first black board president.

Board committees

Journalists of color serve on 8 of 9 committees.

IRE Awards

Two of 8 contest judges are journalists of color. Of the 60 contest screeners, 17 were journalists of color.

Regional committees

Journalists and educators of color comprised a third of the regional planning committees for NICAR19 and IRE19.

Collaboration

IRE works with AAJA, NABJ, NAHJ, NAJA and the Association of LGBTQ Journalists on speakers and topics at national conferences and regional workshops. IRE also reaches out to these organizations to publicize IRE job openings and training events.



IRE diversity opportunities



Ida B. Wells Fellows

IRE obtained Knight Foundation support for 10 full fellowships to NICAR and IRE conferences.

Scholarships

Through the generosity of donors, IRE offers a variety of scholarships and fellowships to help journalists of color attend our national conferences and data boot camps.

Journalist of Color Investigative Reporting Fellowship

IRE created this new one-year fellowship, which includes a suite of IRE training and support: weeklong data boot camp, both national conferences, IRE data services and mentorship. All money raised during #IRE19 in Houston will support this program.

DIVERSE SPEAKERS



NICAR19 in Newport Beach

30% journalists of color

50% women

IRE19 in Houston

30% journalists of color

59% women

4

Budget

Highlights of IRE finances



FY 2018-19
(ends June 30, 2019)

- Surplus of \$100,000+ possible
- Half of surplus goes to reserves
- Reserves now = \$580,000
- New goal: \$715,000 (six months of operating expenses)
- No need to use \$165,000 in endowment earnings this year so rolled into corpus



FY 2019-20
(begins July 1, 2019)

- Budget = \$2.38 million
- Forecast surplus = \$51,000 (2 percent)
- Includes using \$145,000 in endowment earnings (but may not need to tap)
- Several foundation grant proposals are pending



Budget, audit, IRS 990 forms

bit.ly/ire20finances (all lowercase)

4

Endowment

Highlights of Endowment Report



Total endowment funds *(as of 04/30/2019)*

FUND	AMOUNT
PULLIAM	\$547,979
KNIGHT	\$831,452
GENERAL ENDOWMENT	\$2,790,309
FUNDS IN CHECKING	\$125,719
TOTAL	\$4,295,459

A CLOSER LOOK: IRE ENDOWMENTS

Knight	Apr. 30, 2018	\$789,734
Knight	Feb. 28, 2019	\$811,615
Knight	Mar. 31, 2019	\$819,947
Knight	Apr. 30, 2019	\$831,452

The amount of principal in the Knight fund is \$600,000.

Pulliam	Apr.30, 2018	\$513,811
Pulliam	Feb. 28, 2019	\$535,328
Pulliam	Mar. 31, 2019	\$542,845
Pulliam	Apr. 30, 2019	\$547,979

The amount of principal in the Pulliam fund is \$475,000.

General	Apr. 30, 2018	\$2,557,354
General	Feb. 28, 2019	\$2,725,479
General	Mar. 31, 2019	\$2,775,213
General	Apr. 30, 2019	\$2,790,309

The amount of principal in the general endowment fund is \$2,264,364.



Endowment income

FISCAL YEAR	EARNINGS
2019	\$164,000 (est.)
2018	\$164,118
2017	\$168,634
2016	\$165,238

USE OF ENDOWMENT INCOME

- In recent years, IRE has included roughly \$150,000 from endowment earnings in our operating budget.
- Some years, IRE has not tapped that entire amount, depending on other revenue & expenses. The endowment income gives IRE flexibility.
- FY19: Expect to re-invest \$165,000 in endowment earnings into principal.
- FY20: Have budgeted using \$145,000 for general operations but may not need to tap it.

5

2020 Conferences

Mark your calendars!



JOIN US in 2020!

NICAR 2020

March 5–8

New Orleans

IRE 2020

June 18–21

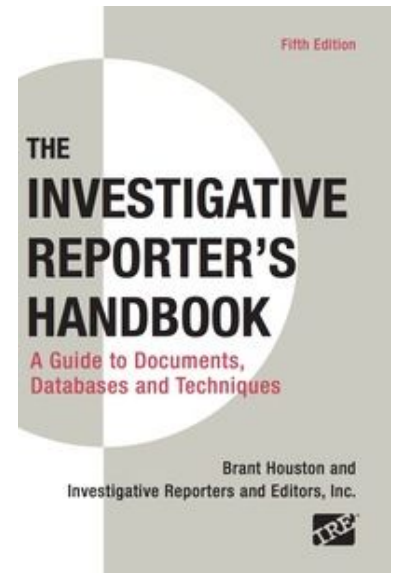
Washington, D.C.
(National Harbor)



BOOK UPDATE

New edition

- Expected summer 2020
- Edited by former IRE executive directors Mark Horvit & Brant Houston





YOUR QUESTIONS / COMMENTS



ELECTION RESULTS

IRE

**Vote for the
Board of Directors,
Contest Committee**



IRE Awards Judge (elect 2)

Rank	Candidate ID	Candidate	Votes	%
1	15997178	Kameel Stanley, USA TODAY Network	729	52.18
2	15997176	Carrie Levine, Center for Public Integrity	713	51.04
3	15997179	Margot Williams, The Intercept	712	50.97
4	15997177	Connor Sheets, Alabama Media Group	428	30.64

Board of Directors (elect 6)

Rank	Candidate ID	Candidate	Votes	%
1	15997175	Cheryl W. Thompson, NPR	1,178	79.54
2	15997169	Bethany Barnes, Tampa Bay Times	1,071	72.32
3	15997173	Steven Rich, The Washington Post	988	66.71
4	15997174	Brian Rosenthal, The New York Times	939	63.40
5	15997171	Cindy Galli, ABC News	909	61.38
6	15997170	Jodie Fleischer, NBC4 Washington, D.C.	820	55.37
7	15998308	Matt Carroll, Northeastern University	569	38.42
8	15997172	Rachel Polansky, NBC2 Fort Myers, FL	513	34.64